



@knightfdn

Future of the First Amendment

2014 Survey of High School Students and Teachers

Commissioned by
The John S. and James L. Knight Foundation

Prepared by
Kenneth Dautrich, The Stats Group

August 2014

“Congress shall make no law respecting an establishment of religion, or prohibiting the free exercise thereof; or abridging the freedom of speech, or of the press; or the right of the people peaceably to assemble, and to petition the Government for a redress of grievances.”

Future of the First Amendment

2014 Survey of High School Students and Teachers

Contents

Foreword	1
Executive Summary	3
Detailed Findings	4
Survey Methodology	15
About the Author	16
Student Questionnaire	17
Teacher Questionnaire	22

by Eric Newton

Over the past 10 years, Knight Foundation has funded five Future of the First Amendment surveys, each probing what American high school students know and think about our most fundamental freedoms.

Like those before it, this survey holds a surprise.

For the first time, American high school students show a greater overall appreciation for the First Amendment than do adults.

More students than ever before say they are thinking about the First Amendment. Nine in 10 say people should be able to express unpopular opinions; six in 10 say the press should not be censored by the government.

What happened? One explanation: the digital age. In 2011, Connecticut researcher Ken Dautrich found “a clear, positive relationship” between social media use and support for free expression. He now finds the same link between digital media use overall and the First Amendment.

Student news diets are increasingly digital, social and mobile. In 2007, for example, only 8 percent of students surveyed reported consuming news and information daily through mobile devices. This time around, 62 percent do—another all-time high.

As students become more and more connected to the never-ending news streams in cyberspace, as they add their voices to the global conversation, is it any wonder they seem to know more, to care more, about the freedoms that make this possible?

That said, teaching still matters. Indiana’s Jim Streisel, Dow Jones Newspaper Fund Journalism Teacher of the Year at Carmel High School, believes digital media works hand-in-hand with the classroom. “If you’re a kid who has always used social media, you’re enjoying the freedom you have without thinking much about it,” he said. “When you take a class, especially a media class, you start to understand what that means, of how the First Amendment is behind the scenes.”

This year’s Future of the First Amendment survey confirmed

that students who had a class dealing with the First Amendment—7 in 10 said they did—support freedom of expression in greater numbers.

Classes help even heavy media users. For example: 65% of the students who use digital news daily agreed strongly that people should be able to express unpopular opinions, but if they had a First Amendment-related class, the strong support for free speech rose to 69%. Same with students who consumed news daily via social networks: 57% strongly support unpopular opinions, but if they’ve also had a class, the support rises to 61%. Ditto with daily news consumers via mobile: without a class, 58%; with it, 62%.

Journalism teacher Streisel says it’s important for classes to teach both media literacy and the First Amendment. That’s the way it has always been in high school journalism classes. Students create media responsibly, learn about the First Amendment and emerge supporting freedom. But many of today’s classes that teach about freedom do it from the view of social studies or history, not the most hands-on approach.

“In driver’s ed,” Streisel says, “we don’t just show pictures of cars and say ‘go drive one yourself’. We put an adult in there to help students learn. Social media is the same way.”

The study raised other issues of concern. Most high school students say that First Amendment rights should apply to their school activities. But most teachers disagree. How can the First Amendment be taught without being allowed? In addition, most students oppose having their online activities monitored by business or spied upon by government. Yet few students (and few teachers) knew a lot about revelations that the National Security Agency collects vast amounts of domestic data from phone calls and emails.

Public opinion about the First Amendment matters. The views of the people form the context within which the U.S. Supreme Court interprets the amendment’s meaning. Yet we

know too well how volatile public opinion can be. After the 9/11 attacks, for example, adult support for the First Amendment plummeted; the public was willing to give up some freedom in the name of national security. Support bounced back, only to be sunk again after the 2013 Boston Marathon bombing.

Whether young people will turn their First Amendment support into new and resilient social rules and norms is an open question. But this new generation's overwhelming use of social and mobile media—forms of media it will shape as students grow older, in the best of all worlds influenced by good teachers—offers new hope that American values can live on in the 21st Century.

Eric Newton, former managing editor of the Oakland Tribune and founding managing editor of the Newseum, is Knight Foundation's senior adviser to the president. Future of the First Amendment survey results can be found at knightfoundation.org/1stamendment.

Here are the key findings of the Knight Foundation's 2014 Future of the First Amendment study, which polled 10,463 high school students and 588 teachers:

1

For the first time in the 10-year period of the study, American high school students show a greater appreciation for the First Amendment as a whole than do adults.

2

First Amendment support is highest among students who report more frequently consuming news and information through digital media and those who report taking a class that has dealt with the First Amendment.

3

While most high school students say that First Amendment rights should apply to their school activities, the majority of teachers disagree.

4

Students are far less concerned than American adults about the privacy of the personal information they give out on the Internet.

5

Students largely agree that their electronic communications should not be subject to government surveillance or tracked by businesses.

6

Fewer than half of the students surveyed knew of the National Security Agency's domestic surveillance program. They are split over how they feel about a person who exposes such a program.

Details of the survey methodology may be found in the appendix to this report, along with the questionnaires used in the 2014 student and teacher surveys. The 2004, 2006, 2007 and 2011 Future of the First Amendment reports may be found at knightfoundation.org/publications

Key Finding 1

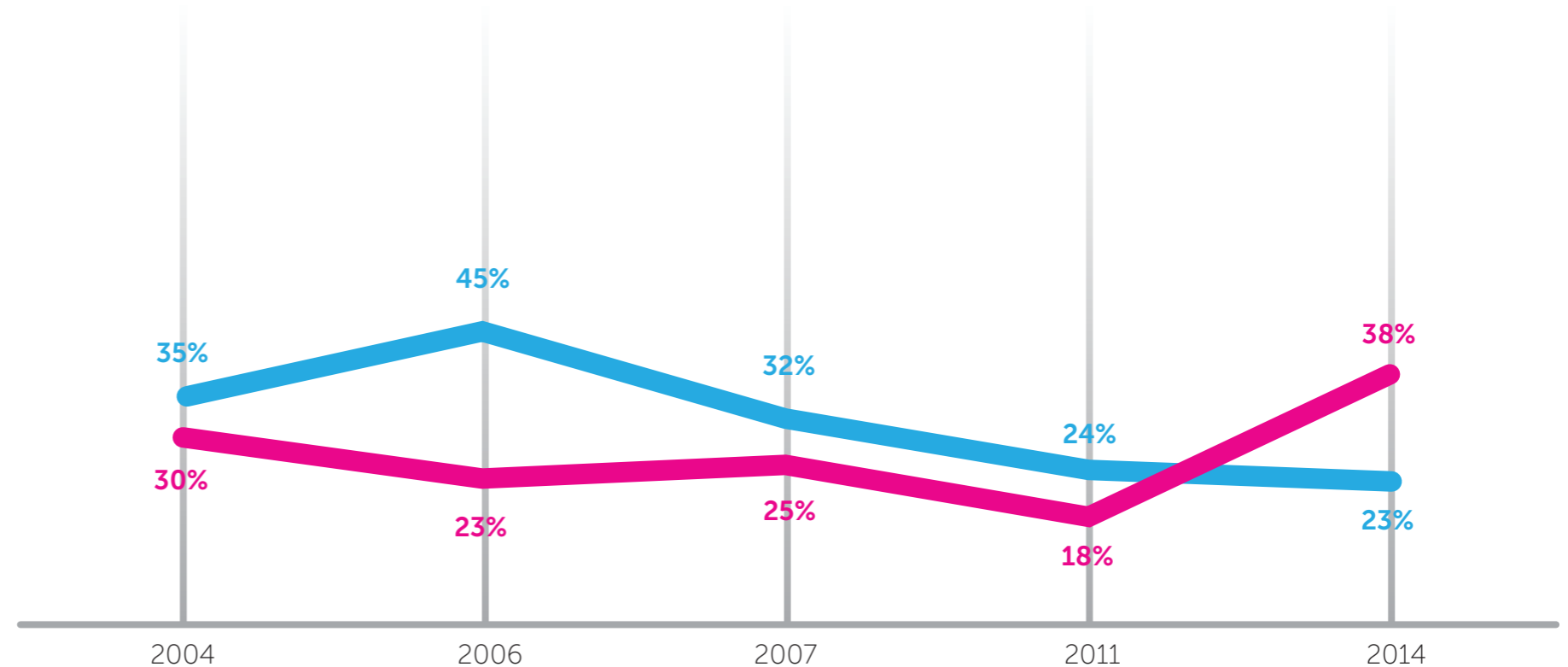
For the first time in the 10-year period of the study, American high school students show a greater appreciation for the First Amendment as a whole than do adults.

Student vs. Adult Support

% who say First Amendment goes too far

■ Students

■ Adults



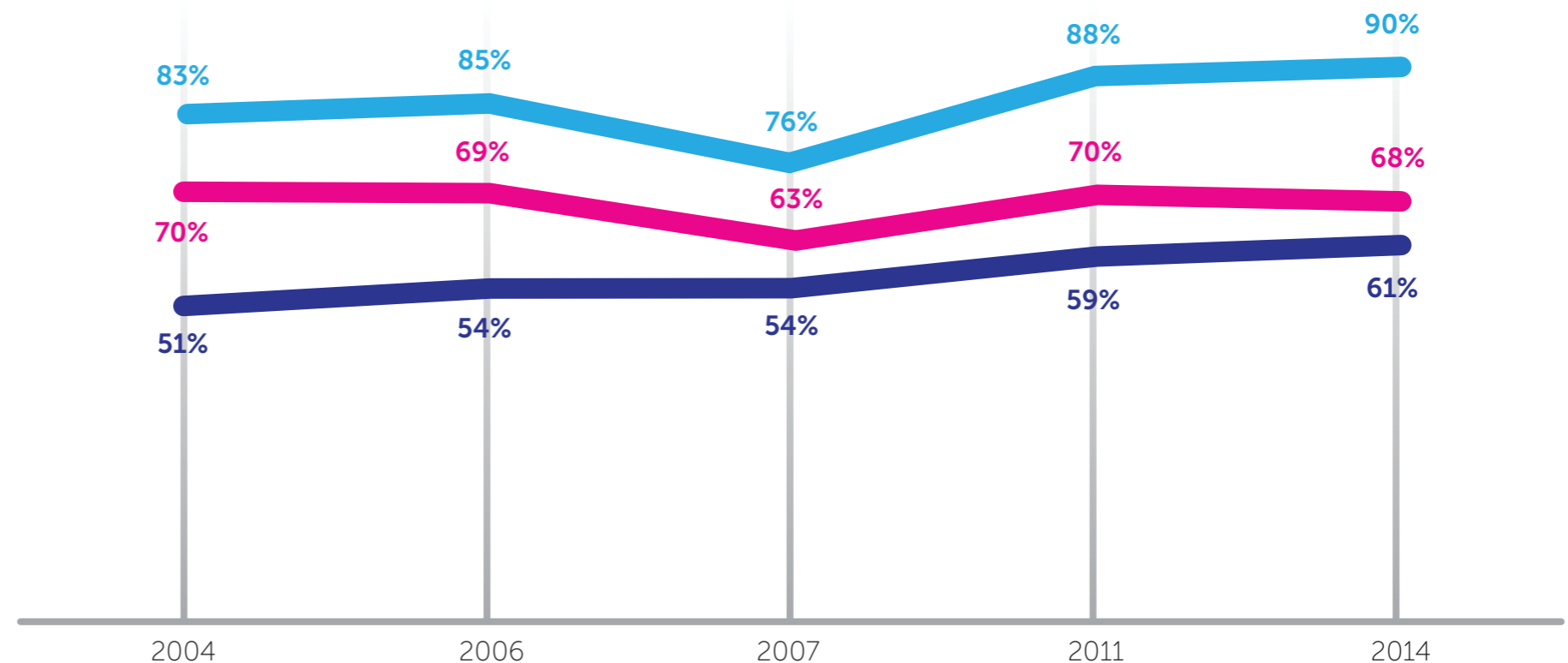
American high school students have become more supportive of the First Amendment as a whole over the past decade. Today, only 24 percent say that the First Amendment goes too far in the rights it guarantees; many more students held that opinion in 2004 (35 percent) and 2006 (45 percent). In the surveys since 2006, students have increasingly rejected the idea that the First Amendment goes too far in the rights it guarantees.

The Newseum Institute tracks the opinions of American adults on First Amendment issues. Since several questions in the Knight survey are identical to those in the Newseum Institute survey, the views of American high school students can be compared with those of American adults. Interestingly, while 10 years ago students (35 percent) were more likely than adults (30 percent) to say that the First Amendment goes too far, today the roles are reversed: adults (38 percent) are more likely than students (24 percent) to feel this way.

Student Support for First Amendment

% who agree with key statements

- People should be allowed to express unpopular opinions.
- Newspapers should be allowed to publish freely without government approval of a story.
- Musicians should be allowed to sing songs with lyrics others might find offensive.



The Knight Foundation's Future of the First Amendment survey finds that students have become more supportive on other questions as well. For example, today 88 percent of students agree that people should be allowed to express unpopular opinions, compared with 83 percent who held that opinion 10 years ago and 76 percent who agreed in 2007.

Similarly, since 2004 more and more students have come to the opinion that newspapers should be allowed to publish freely without government approval of a story. Ten years ago this rejection of censorship was supported by 51 percent of students; today 61 percent feel that way.

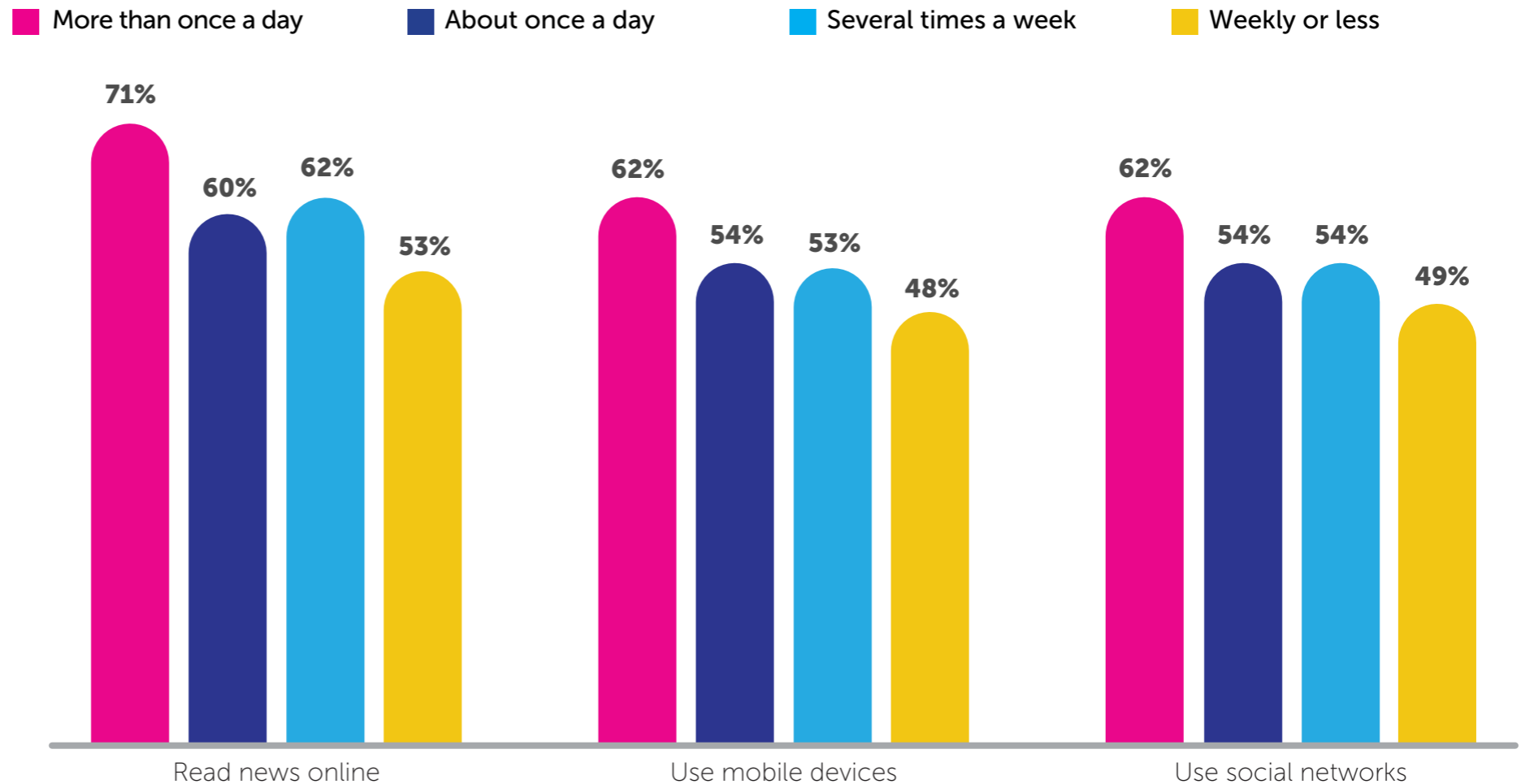
Not every category is at an all-time high, however. Slightly fewer students this year than in 2011 believe people should be allowed to sing songs with lyrics that others might find offensive. And fewer students today than a decade ago believe people should be allowed to burn or deface the American flag as a political statement.

Key Finding 2

First Amendment support is highest among students who report more frequently consuming news and information through digital media and those who report taking a class that has dealt with the First Amendment.

First Amendment Support by Digital Media News Consumption

% who strongly agree people should be allowed to express unpopular opinions



A major finding in Knight's 2011 Future of the First Amendment study was that greater use of social media is related to greater support for the First Amendment. The 2014 study confirms and extends this finding, showing that students who more frequently use mobile devices to obtain news and information and more frequently consume news from online sources are more likely to support people's right to express unpopular opinions than students who don't frequently use mobile devices and online sources for those purposes.

Digital media, including social media, have become the dominant way today's high school students get news and information: 62 percent say they get news and information from mobile devices on at least a daily basis, and 62 percent say they use social media at least daily to get news and information. This compares to a much smaller share of students (35 percent) who get news on at least daily basis from television, and the tiny number (7 percent) who get news from a printed newspaper.

Students who take a class dealing with the First Amendment also are more likely to support First Amendment rights. From 2004 through 2014, the percentage of students saying that they have taken First Amendment classes has increased from 58 percent to 70 percent. Students who take such classes are more likely to support the First Amendment; the 2014 survey finds that 58 percent of students who have taken First Amendment courses disagree that the First Amendment goes too far in the rights that it guarantees compared with 47 percent of students who have not taken such courses.

Daily digital media users were even more likely to support fundamental freedoms if they also had a First Amendment-related class. Among students who use mobile devices to get news daily, 58% percent strongly agreed that people should be able to express unpopular opinions. But if you look at the students who use mobile devices daily and had a First Amendment class, the number goes up to 62%. The same happens with daily social network users: 57% strongly support unpopular opinions without a class, 61% strongly support them with a class. Of daily users of online news generally, 65% support unpopular opinions without a class, but 69% support them with a class.

Teachers who have taught a First Amendment class are also more likely to support the First Amendment, with nearly nine in 10 disagreeing that it goes too far (88 percent) compared with teachers who do not teach First Amendment classes (72 percent).

Male students exhibit stronger support for First Amendment rights than female students based on several statements in the survey including: *Newspapers should be allowed to publish freely without government approval of a story* (68 percent male agreement, 53 percent female); *Online websites should be allowed to publish freely without government approval of the content* (66 percent male vs. 52 percent female); *Musicians should be allowed to sing songs with lyrics that others might find offensive* (73 percent male vs. 63 percent female).

Key Finding 3

While most high school students say that First Amendment rights should apply to their school activities, the majority of teachers disagree.

“Students should be allowed to express their opinions about teachers and school administrators on Facebook without worrying about being punished by school administrators for what they say.”

■ Agree
 ■ Disagree
 ■ Don't know

Students



Teachers



“High school students should be allowed to report on controversial issues in their student newspapers without the approval of school authorities.”

■ Agree
 ■ Disagree
 ■ Don't know

Students



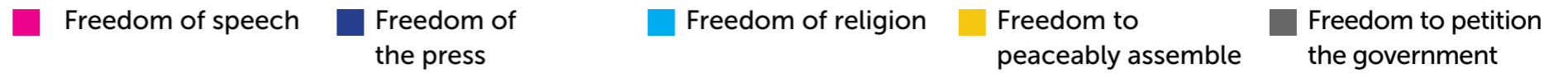
Teachers



Students tend to be supportive of First Amendment freedoms they can relate to personally. More than six in 10 students agree, for example, that they should be allowed to express their opinions about teachers and school administrators on Facebook without worrying about being punished by school authorities for what they post. More than six in 10 also agree that high school students should be allowed to report on controversial issues in their school newspaper without the approval of school authorities.

Teachers, meanwhile, are far more reluctant to support these freedoms for students. Fully two-thirds of teachers disagree that students should be held harmless for what they say about teachers and administrators on Facebook. And 57 percent disagree that students should be allowed to report on controversial issues in their school newspaper without the approval of school authorities.

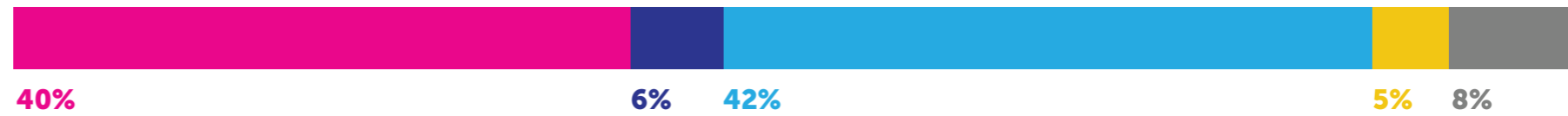
“Which one of the five rights in the First Amendment is the most important to you?”



Students



Teachers

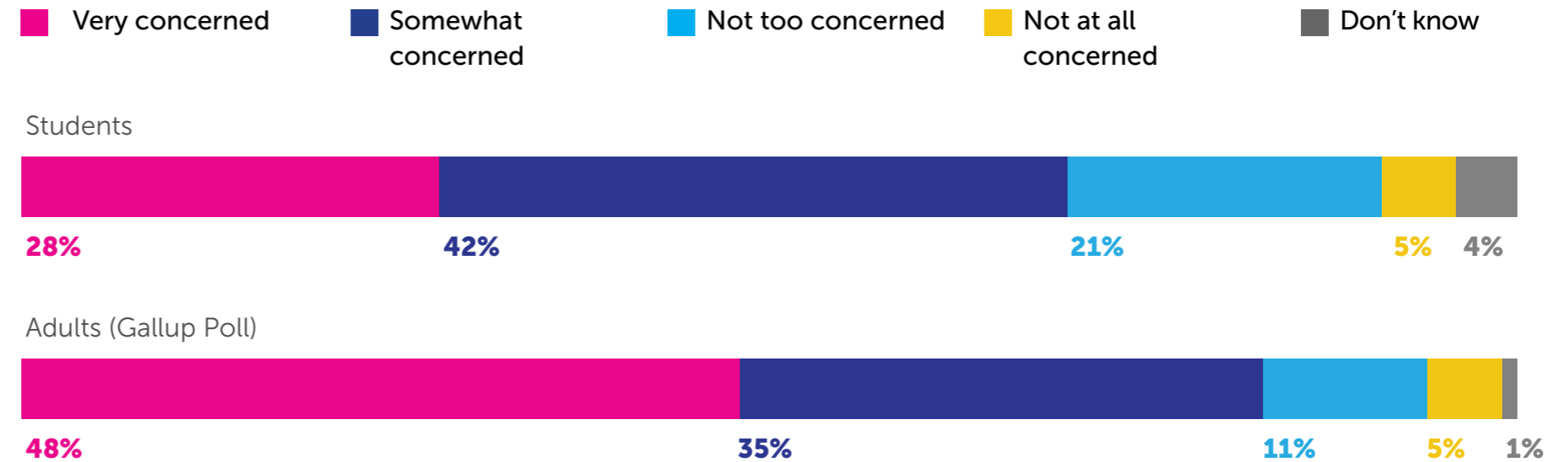


While students clearly identify free speech as the most important First Amendment freedom, teachers are about as likely to mention freedom of speech (40 percent) and freedom of religion (42 percent) as the most important right to them.

Key Finding 4

Students are far less concerned than are American adults about the privacy of the personal information they give out on the Internet.

“How concerned are you personally about the privacy of information you give out on the Internet?”



The Gallup question wording is: “How concerned are you personally about the privacy of personal information you give out on the Internet, as well as privacy regarding what you do on the Internet: very concerned, somewhat concerned, not too concerned or not at all concerned?”

Less than one-third of students are very concerned about the privacy of the information they give out on the Internet. Yet a Gallup Poll of American adults conducted in October 2013 found that fully 48 percent—20 points higher than the students in our survey—were very concerned about the privacy of the information they provide on the Internet. High school teachers are even more concerned: 52 percent of them report being very concerned about their Internet privacy.

Students differ on the issue of Internet privacy by gender, with 75 percent of female students being at least somewhat concerned about this, compared with 66 percent of male students.

When asked specifically how important it is that the content they post online be private and available only to those to whom they want it to be available, 44 percent of the students say that is very important. Among teachers, 73 percent—29 points higher than their students—consider the privacy of their own online content to be very important.

“People should be allowed to post their own videos/photographs on the Internet without anyone’s permission, including those who are in the videos/photographs.”

Agree Disagree Don't know

Students



Teachers



Teachers (86 percent) are more likely than students (61 percent) to disagree that people should be allowed to post photos and videos without permission of those who are depicted in the photos and videos.

“When you post a picture on a social networking site, do you think that others should be allowed to use and distribute that picture without your permission?”

Agree Disagree Don't know

Students



Teachers



Key Finding 5

Students largely agree that their electronic communications should not be subject to government surveillance or tracked by businesses

“People should be able to send online messages and make phone calls without government surveillance.”



“The government should be allowed to spy on anyone’s online messages and phone calls as a way of identifying possible terrorists.”



By a large margin students do not want the government to monitor their computer or phone communications. When terrorism is cited as the reason, the margin falls, though most students still do not approve of surveillance. They worry about this issue: about one-in-five students have not made a phone call or sent an online message or text because they thought the government might be secretly monitoring calls and online activity.

“Consumers should be able to search online without businesses tracking their activity.”



“Businesses should be allowed to track your searches online to personalize your search results and sell you products.”



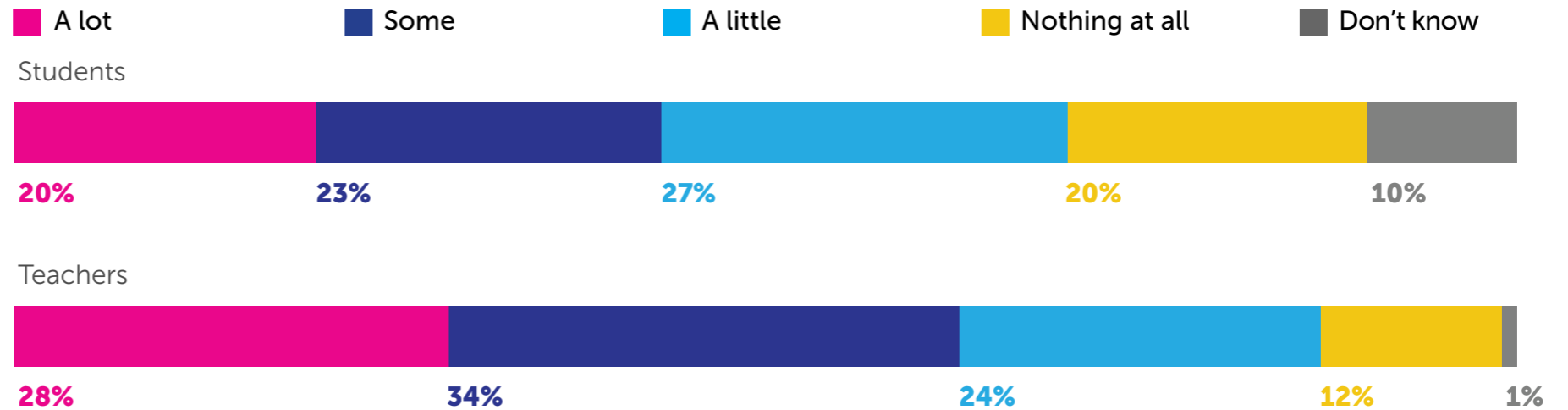
By majorities almost as large as the one opposed to government surveillance, students also felt their online activity should not be tracked by businesses.

Students do not want business tracking them even if it resulted in personalized search results and product targeting—two common practices. Teachers (87 percent) are even more likely than students (71 percent) to disagree that businesses should be allowed to track their online activity.

Key Finding 6

Fewer than half of the students surveyed knew of the National Security Agency's domestic surveillance program. They are split over how they feel about a person who exposes such a program.

Awareness of NSA Surveillance



Students have a low level of familiarity with the National Security Agency (NSA) surveillance of Americans: Nearly half (47 percent) say they have read or heard little or nothing about the story, and 10 percent don't know enough about it to even answer the question.

Teachers also reported low levels of knowledge about the NSA affair: 37 percent report low awareness of the story. Teachers who report instructing a class that deals with the First Amendment are much more aware of the NSA surveillance story: 78 percent have at least some knowledge of it, compared with 56 percent of teachers who don't teach First Amendment content.

Students were split when asked, "Would you approve or disapprove of the actions of a person who exposed a secret government program that monitors all phone and Internet communications in a search for terrorists?" with 36 percent saying they would approve while 29 percent would disapprove and the remainder did not know.

However, students with higher awareness of the NSA affair are much more likely to approve of the actions of someone who exposed government secret programs. Specifically, 56 percent of those with a lot of awareness approve of this conduct, compared with 44 percent of those with some awareness, 30 percent of those with a little awareness, and only 26 percent of those with no awareness.

Also, those who consume news more frequently (and so are more likely to have learned about Edward Snowden, the onetime NSA contractor who leaked the information about the NSA's activities) are much more likely to approve of the actions of a person who exposes a government secret program. For example, 39 percent of those who get news daily approve of whistleblowing, compared with 25 percent who infrequently get news.

Survey Methodology

This project was designed by Kenneth Dautrich, who is also responsible for the survey analysis and writing of this report.

This survey is the fifth in a series of surveys of high school students and teachers sponsored by Knight Foundation. Prior surveys were conducted in 2004, 2006, 2007 and 2011. The initial survey in 2004 sampled over 300 high schools in the U.S. For the 2006, 2007, 2011 and 2014 surveys, schools were randomly sampled from the list of schools that participated in the 2004 survey.

The overall design for conducting this project featured a multi-stage cluster sampling methodology. Employing this technique produced a scientific, and thus generalizable, survey of both public and private high school students and teachers in the United States. This technique involved drawing a representative national sample of 50 high schools in the United States. Survey questions were vetted with both high school educators and those familiar with media literacy.

For each of these 50 schools, a phone call was placed to the school principal, asking if the school would be willing to participate in the project. Thirty-one principals agreed to have their schools participate in the survey—a high response rate of 62 percent, thus enhancing our confidence that the sample is a highly representative one. The principals coordinated the administration of surveys to all students and teachers in their school.

Copies of the surveys that were administered to students and teachers may be found in the appendix to this report. In this survey, the word “news” is defined as it is in the Free Merriam-Webster dictionary, meaning “new information or a report about something that has recently happened.”

The field period for the survey began in March 2014 and closed in June 2014.

In total, 10,463 students and 588 teachers completed the questionnaires.

For the student survey, the results are accurate to within plus or minus 1 percentage point at the 95 percent level of confidence. For the teachers, the results are accurate to within plus or minus 4 percentage points.

About the Author

Professor Kenneth Dautrich is president of The Stats Group in Storrs, Connecticut. He teaches public opinion and public policy at the University of Connecticut.

He is co-author of several books, including "The Enduring Democracy" (Wadsworth, 2013), "The Future of the First Amendment" (Roman and Littlefield, 2008), "The First Amendment and the Media in the Court of Public Opinion" (Cambridge University Press, 2002), and "How the News Media Fail American Voters" (Columbia University Press, 1999).

Dautrich founded and formerly directed the Center for Survey Research and Analysis at the University of Connecticut and has been a senior research fellow at the Heldrich Center for Workforce Development at Rutgers University as well as a research fellow at the Media Studies Center at Columbia University.

His professional credits include conducting a series of polls for Time magazine on the 2004 and 2008 presidential elections and being an election night poll analyst at NBC News and a public broadcasting commentator on the presidential election process.

He has conducted an annual survey on the "State of the First Amendment" for the Newseum Institute since 1997.

He has a Ph.D. in political science from Rutgers University.

Student Questionnaire

1. What grade are you currently in (please check one box below)

	9th	10 th	11 th	12 th
2014	26%	29%	23%	22%
2011	30%	28%	25%	18%
2007	29%	29%	27%	15%
2006	30%	27%	24%	18%
2004	29%	27%	23%	19%

2. How often do you get news, meaning new information or a report about something that has recently happened?

More than once a day	About once a day	Several times a week	About once a week	Less than once a week	Never
27%	32%	21%	11%	6%	3%

3. How often, if at all, do you do each of the following:

	More than once a day	About once a day	Several times a week	About once a week	Less than once a week	Never
Get news and information from mobile devices such as smartphones and tablets?	40%	21%	13%	9%	8%	9%
Use online social networks to get news and information?	40%	18%	14%	9%	9%	10%
Receive text messages that include news or information?	14%	10%	10%	12%	16%	39%
Read a news article online.	8%	11%	14%	20%	25%	22%
Read a news article in print.	3%	5%	9%	16%	32%	36%
Watch a news story on TV.	13%	23%	22%	19%	15%	10%
Watch a video news story online.	7%	11%	16%	20%	26%	21%
Read a printed non-fiction book.	4%	5%	7%	10%	39%	36%
Read an electronic non-fiction book.	3%	3%	4%	7%	26%	57%

4. For each of the following statements, please indicate how much you agree or disagree:

People should be allowed to express unpopular opinions.					
	Strongly Agree	Mildly Agree	Mildly Disagree	Strongly Disagree	Don't Know
2014	56%	34%	4%	1%	5%
2011	52%	36%	5%	1%	6%
2007	43%	33%	8%	4%	12%
2006	52%	33%	5%	2%	10%
2004	51%	32%	5%	2%	10%

Students should be allowed to express their opinions about teachers and school administrators on Facebook without worrying about being punished by teachers or school administrators for what they say.					
2014	32%	29%	21%	13%	5%
2011	40%	29%	17%	9%	5%

People should be allowed to post their own videos/photographs on the Internet without anyone's permission, including those who are in the videos/photographs.					
2014	12%	22%	36%	25%	5%
2011	13%	25%	34%	22%	6%

Musicians should be allowed to sing songs with lyrics that others might find offensive.					
2014	36%	32%	18%	7%	7%
2011	39%	31%	17%	7%	6%
2007	33%	30%	15%	9%	13%
2006	37%	32%	16%	7%	8%
2004	40%	30%	14%	7%	9%

People should be allowed to burn or deface the American flag as political statement.					
2014	7%	7%	11%	66%	9%
2011	6%	6%	12%	67%	9%
2007	8%	8%	12%	60%	11%
2006	7%	9%	12%	64%	8%
2004	8%	8%	11%	63%	10%

Newspapers should be allowed to publish freely without government approval of a story.

	Strongly Agree	Mildly Agree	Mildly Disagree	Strongly Disagree	Don't Know
2014	33%	28%	20%	9%	10%
2011	30%	29%	21%	10%	10%
2007	26%	28%	21%	11%	14%
2006	26%	28%	23%	13%	10%
2004	24%	27%	22%	14%	13%

Online websites should be allowed to publish freely without government approval of the content.

2014	30%	29%	21%	9%	10%
2011	28%	30%	21%	10%	11%

High school students should be allowed to report on controversial issues in their student newspapers without the approval of school authorities.

2014	29%	32%	22%	7%	10%
2011	29%	32%	20%	8%	11%

People should be able to send online messages and make phone calls without government surveillance.

58%	25%	9%	3%	5%
-----	-----	----	----	----

Consumers should be able to search online without businesses tracking their activity.

50%	28%	11%	3%	8%
-----	-----	-----	----	----

Appendix C

5. The First Amendment became part of the U.S Constitution more than 200 years ago. Here is what it says: "Congress shall make no law respecting an establishment of religion or prohibiting the free exercise thereof, or abridging the freedom of speech or of the press, or the right of the people peaceably to assemble, and to petition the government for a redress of grievances."

Based on your own feelings about the First Amendment, how do you feel about the following statement: The First Amendment goes too far in the rights it guarantees.

	Strongly agree	Mildly agree	Mildly disagree	Strongly disagree	Don't know
2014	8%	16%	22%	33%	21%
2011	7%	17%	22%	31%	23%
2007	12%	20%	21%	25%	21%
2006	18%	27%	16%	21%	19%
2004	12%	23%	19%	25%	21%

6. Which one of the five rights in the First Amendment is the most important to you? (choose one only)

Freedom of speech	Freedom of the press	Freedom of religion	Freedom to peaceably assemble	Freedom to petition the government
65%	3%	25%	2%	5%

7. Are the rights guaranteed by the First Amendment something you personally think about or are they something you take for granted?

	Personally think about	Take for granted	Don't know
2014	34%	39%	27%
2011	29%	38%	33%
2007	25%	38%	36%
2006	24%	42%	34%
2004	27%	36%	37%

8. How concerned are you personally about the privacy of personal information you give out on the Internet?

Very concerned	Somewhat concerned	Not too concerned	Not at all concerned	Don't know
28%	42%	21%	5%	4%

9. How important is it to you that the content you post online be private and available only to those whom you want it to be available?

Very important to me	Somewhat important to me	Not too important to me	Not important at all	Don't know
44%	36%	11%	3%	6%

10. Do you agree or disagree with this statement: The government should be allowed to spy on anyone's online messages and phone calls as a way of identifying possible terrorists?

Strongly agree	Mildly agree	Mildly disagree	Strongly disagree	Don't know
8%	25%	26%	34%	7%

11. Do you agree or disagree with this statement: Businesses should be allowed to track your searches online to personalize your search results and sell you products.

Strongly agree	Mildly agree	Mildly disagree	Strongly disagree	Don't know
3%	17%	31%	40%	9%

12. How often, if ever, do you read user agreements or privacy statements for the devices, social networks or wireless networks you use?

Always	Often	Not very often	Never	Don't know
4%	10%	29%	51%	7%

13. Now thinking specifically about online privacy...Have you ever turned to any of the following people or places for advice about how to manage your privacy online?

	Yes	No
Friend or peer	49%	51%
Brother, sister or cousin	36%	65%
Parent	42%	58%
Teacher	10%	90%
Website	29%	71%

14. When you post a picture on a social networking site, do you think that others should be allowed to use and distribute that picture without your permission?

Yes	No	Don't Know
14%	72%	14%

Appendix C

15. Have you ever thought about making a phone call or sending a text or online message, but then decided not to because you thought the government was secretly monitoring phone calls and online activity?

Yes	No	Don't know
21%	69%	10%

16. Would you approve or disapprove of the actions of a person who exposed a secret government program that monitors all phone and Internet communications in a search for terrorists?

Approve	Disapprove	Don't know
36%	29%	36%

17. How much have you heard or read about the NSA (a U.S. government agency) obtaining records from telephone and Internet companies in order to compile telephone call logs and Internet communications?

A lot	Some	A Little	Nothing at all	Don't know
20%	23%	27%	20%	10%

18. What is your gender?

	Male	Female
2014	53%	47%
2011	52%	48%
2006	50%	50%
2004	50%	50%

19. Are you Spanish/Hispanic/Latino?

	Yes	No
2014	12%	89%
2011	11%	89%
2006	12%	88%
2004	15%	85%

20. What race are you?

	White/Caucasian	Black/African-American	American Indian	Asian	Other race
2014	73%	13%	2%	4%	8%
2011	73%	13%	3%	5%	6%
2006	73%	11%	1%	3%	12%
2004	68%	14%	2%	4%	12%

21. What is your family's current financial situation?

	Rich	Upper Income	Middle Income	Lower Income	Poor
2014	4%	21%	61%	11%	3%
2011	3%	21%	60%	13%	3%
2006	4%	24%	61%	9%	2%
2004	5%	23%	59%	10%	4%

22. Which of the following grades is closest to your current overall grade point average?

	A	B	C	D	F
2014	40%	40%	17%	3%	1%
2011	33%	41%	22%	4%	1%
2006	30%	45%	21%	3%	1%
2004	28%	42%	23%	4%	2%

Teacher Questionnaire

1. How often do you get news, meaning new information or a report about something that has recently happened?

More than once a day	About once a day	Several times a week	About once a week	Less than once a week	Never
64%	22%	10%	3%	1%	0%

2. How often, if at all, do you do each of the following:

	More than once a day	About once a day	Several times a week	About once a week	Less than once a week	Never
Get news and information from mobile devices such as smartphones and tablets?	50%	18%	10%	4%	6%	12%
Use online social networks to get news and information?	36%	18%	9%	6%	8%	24%
Receive text messages that include news or information?	19%	11%	10%	6%	17%	37%
Read a news article online.	41%	22%	15%	11%	8%	2%
Read a news article in print.	15%	21%	18%	17%	20%	9%
Watch a news story on TV.	30%	29%	19%	9%	9%	5%
Watch a video news story online.	13%	22%	21%	18%	19%	6%
Read a printed non-fiction book.	9%	11%	12%	11%	45%	14%
Read an electronic non-fiction book.	3%	6%	8%	7%	35%	42%

3. In the past three years have you taught any classes that dealt with the First Amendment to the U.S Constitution?

	Yes	No
2014	29%	71%
2011	30%	71%
2007	26%	74%
2006	29%	71%
2004	24%	76%

4. For each of the following statements, please indicate how much you agree or disagree:

People should be allowed to express unpopular opinions.					
	Strongly Agree	Mildly Agree	Mildly Disagree	Strongly Disagree	Don't Know
2014	61%	35%	2%	1%	1%
2011	65%	30%	3%	1%	2%
2007	62%	32%	3%	2%	2%
2006	75%	21%	3%	1%	0%
2004	72%	25%	2%	1%	1%

Students should be allowed to express their opinions about teachers and school administrators on Facebook without worrying about being punished by teachers or school administrators for what they say.					
2014	8%	21%	25%	42%	4%
2011	12%	24%	23%	38%	4%

People should be allowed to post their own videos/photographs on the Internet without anyone's permission, including those who are in the videos/photographs.					
2014	2%	10%	26%	60%	3%
2011	4%	8%	22%	64%	2%

Musicians should be allowed to sing songs with lyrics that others might find offensive.					
2014	37%	32%	16%	14%	1%
2011	32%	33%	17%	16%	2%
2007	25%	30%	21%	22%	3%
2006	35%	29%	19%	15%	2%
2004	28%	30%	19%	21%	2%

People should be allowed to burn or deface the American flag as a political statement

	Strongly Agree	Mildly Agree	Mildly Disagree	Strongly Disagree	Don't Know
2014	16%	13%	10%	57%	3%
2011	16%	13%	11%	58%	3%
2007	12%	12%	11%	61%	3%
2006	16%	13%	11%	58%	2%
2004	15%	13%	11%	59%	2%

Newspapers should be allowed to publish freely without government approval of a story.

2014	57%	26%	10%	5%	2%
2011	52%	26%	11%	8%	3%
2007	48%	28%	15%	5%	3%
2006	57%	22%	13%	7%	1%
2004	53%	27%	12%	6%	2%

Online websites should be allowed to publish freely without government approval of the content.

2014	48%	30%	13%	8%	2%
2011	40%	30%	16%	10%	4%

High school students should be allowed to report on controversial issues in their student newspapers without the approval of school authorities.

2014	13%	28%	30%	27%	2%
2011	11%	24%	29%	33%	2%
2007	12%	23%	24%	38%	3%
2006	13%	27%	28%	31%	1%
2004	13%	26%	27%	31%	1%

People should be able to send online messages and make phone calls without government surveillance.

54%	28%	12%	4%	2%
-----	-----	-----	----	----

Consumers should be able to search online without businesses tracking their activity.

68%	23%	6%	2%	1%
-----	-----	----	----	----

Appendix D

5. The First Amendment became part of the U.S Constitution more than 200 years ago. Here is what it says: "Congress shall make no law respecting an establishment of religion or prohibiting the free exercise thereof, or abridging the freedom of speech or of the press, or the right of the people peaceably to assemble, and to petition the government for a redress of grievances."

Based on your own feelings about the First Amendment, how do you feel about the following statement: The First Amendment goes too far in the rights it guarantees.

	Strongly agree	Mildly agree	Mildly disagree	Strongly disagree	Don't know
2014	4%	14%	20%	57%	6%
2011	6%	19%	18%	49%	9%
2007	8%	20%	20%	43%	8%
2006	12%	21%	12%	50%	5%
2004	9%	20%	16%	50%	5%

6. Which one of the five rights in the First Amendment is the most important to you? (choose one only)

Freedom of speech	Freedom of the press	Freedom of religion	Freedom to peaceably assemble	Freedom to petition the government
40%	7%	42%	5%	8%

7. Are the rights guaranteed by the First Amendment something you personally think about or are they something you take for granted?

	Personally think about	Take for granted	Don't know
2014	48%	46%	6%
2011	53%	52%	5%
2007	49%	47%	5%
2006	49%	47%	4%
2004	50%	46%	4%

8. How concerned are you personally about the privacy of personal information you give out on the Internet?

Very concerned	Somewhat concerned	Not too concerned	Not at all concerned	Don't know
52%	38%	9%	1%	0%

9. How important is it to you that the content you post online be private and available only to those whom you want it to be available?

Very important to me	Somewhat important to me	Not too important to me	Not important at all	Don't know
73%	21%	5%	1%	1%

10. Do you agree or disagree with this statement: The government should be allowed to spy on anyone's online messages and phone calls as a way of identifying possible terrorists?

Strongly agree	Mildly agree	Mildly disagree	Strongly disagree	Don't know
11%	35%	22%	29%	3%

11. Do you agree or disagree with this statement: Businesses should be allowed to track your searches online to personalize your search results and sell you products.

Strongly agree	Mildly agree	Mildly disagree	Strongly disagree	Don't know
1%	10%	28%	59%	1%

12. How often, if ever, do you read user agreements or privacy statements for the devices, social networks or wireless networks you use?

Always	Often	Not very often	Never	Don't know
5%	16%	53%	26%	0%

13. When you post a picture on a social networking site, do you think that others should be allowed to use and distribute that picture without your permission?

Yes	No	Don't know
10%	82%	8%

Appendix D

14. Have you ever thought about making a phone call or sending a text or online message, but then decided not to because you thought the government was secretly monitoring phone calls and online activity?

Yes	No	Don't know
12%	86%	3%

15. Would you approve or disapprove of the actions of a person who exposed a secret government program that monitors all phone and internet communications in a search for terrorists?

Approve	Disapprove	Don't know
37%	26%	37%

16. How much have you heard or read about the NSA (a U.S. government agency) obtaining records from telephone and Internet companies in order to compile telephone call logs and Internet communications?

A lot	Some	A Little	Nothing at all	Don't know
28%	34%	24%	12%	1%

17. What is your gender?

	Male	Female
2014	42%	58%
2011	42%	58%
2006	42%	58%
2004	42%	58%



@knightfdn